

# Parts Export

Generated: 2026-04-19 22:12:49

Total Parts: 17








Image	Part Number	Name	Category	Manufacturer	Description	Specification	Tags
	EDD-00001-A	Laser Diode	ED - Electronic Device	OSRAM, Sharp, Rohm, Mitsubishi, Generic	Mini 650nm 6mm 5mW Laser Dot Diode Module which is made of copper plastic. Can be driven from 3V to 5V DC so they're great for your embedded electronics project, robot, or other application. You require a 3 to 5VDC power supply which you'd get from two standard AAA or AA batteries. These diodes are 5mW output and have a safety label marked on them. It is suitable for 3V 5mW standard, with 6mm outside diameter, can be used to connect diode tubes for multiple uses.	Item Type: Laser Module Voltage Rating (V): 5 Weight (g): 2 Operating Temperature (°C): -10 to 50 Rated Power (mW): 5mW Wavelength (nm): 650	laser diode • laser • light emitter • optical • semiconductor • electronic device
	EDD-00002-A	Red LED (10mm, DIP Type)	ED - Electronic Device	Generic	Red Light Emitting Diode (LED) used as an indicator in electronic circuits. Emits bright red light when powered, ideal for TVs, monitors, telephones, computers. Suitable for general indicator applications, prototyping, and electronics projects.	Case/Package: DIP Diameter (mm): 10 Mounting Type: Through Hole Lens Appearance: Transparent Color: Red Forward Voltage (V): 2 Forward Current (mA): 30 Shipping Weight: 0.001 kg Shipping Dimensions (L x W x H): 1 x 1 x 1 cm	Red LED • Indicator LED • Through Hole LED • DIP LED • 10mm LED
	EDD-00002-B	Green LED (8mm, DIP Type)	ED - Electronic Device	Generic	Green Light Emitting Diode (LED) used as an indicator in electronic circuits. Emits bright green light with a transparent lens, ideal for TVs, monitors, telephones, and project indicators. Suitable for general indicator applications, prototyping, and educational electronics projects.	Case/Package: DIP Diameter (mm): 8 Mounting Type: Through Hole Lens Appearance: Transparent Color: Green Forward Voltage (V): 3.5 Forward Current (mA): 30 Shipping Weight: 0.001 kg Shipping Dimensions (L x W x H): 1 x 1 x 1 cm	Indicator LED • Through Hole LED • DIP LED • Green LED • 8mm LED
	EDD-00002-C	Yellow LED (10mm, DIP Type)	ED - Electronic Device	Generic	Yellow Light Emitting Diode (LED) used as an indicator in electronic circuits. &nbsp;Emits bright yellow light with a transparent body, ideal for TVs, monitors, telephones, and computers. &nbsp;Suitable for general indicator applications, prototyping, and project indicator panels.	Case/Package: DIP Diameter (mm): 10 Mounting Type: Through Hole Lens Appearance: Transparent Color: Yellow Forward Voltage (V): 3.2 Forward Current (mA): 30 Shipping Weight: 0.001 kg Shipping Dimensions (L x W x H): 1 x 1 x 1 cm	Indicator LED • Through Hole LED • DIP LED • 10mm LED • Yellow LED
	EDD-00002-D	Blue LED (3mm, Round, DIP Type)	ED - Electronic Device	Generic	Blue Light Emitting Diode (LED) used as an indicator in electronic circuits. &nbsp;Emits bright blue light with a round transparent body, ideal for TVs, monitors, telephones, and computers. Suitable for educational, DIY, prototyping, and professional electronics applications.	Mounting Type: Through HoleThrough Hole LED Size (mm): 3 No. of Pins: 2 Color: Blue Head Shape: Round Shipping Weight: 0.001 kg Shipping Dimensions (L x W x H): 1 x 1 x 1 cm	Indicator LED • Through Hole LED • 3mm LED • DIP LED • Blue LED • Round LED
	EDD-00002-E	White LED (3mm, DIP Type)	ED - Electronic Device	ED Series / Generic	White Light Emitting Diode (LED) used as an indicator or illumination source in electronic circuits. Emits bright white light from a transparent housing, ideal for display panels, devices, and project indicators. Suitable for hobby, prototyping, and professional electronics applications.	Manufacturer: ED Series / Generic Compatible – White LED (3mm, DIP Type) Case/Package: DIP Mounting Type: Through Hole Lens Appearance: Transparent Color: White Forward Voltage (V): 2.8 Forward Current (mA): 30 Shipping Weight: 0.001 kg Shipping Weight: 1 x 1 x 1 cm	Indicator LED • Through Hole LED • White LED • 3mm LED • DIP LED
	EDD-00003-A	RGB Multi-Color LED Module (Common Cathode, 5mm)	ED - Electronic Device	ED Series / XINGLIGHT, XINGLIGHT	5mm common cathode RGB LED with transparent lens for multi-color indication. Combines red and green-yellow emission in a single through-hole package. Ideal for indicator panels, DIY electronics, and visual feedback systems.	Manufacturer: XINGLIGHT Model No.: XL-A524SURSYGC Package: Plugin, D = 5mm Forward Current (mA): 20 Color Temperature: - Peak Wavelength (nm): 640 (Red) 572 (Green: Yellow) Luminous Intensity (mcd): 600 (Red) 550 (Green: Yellow) Lens Color: Colorless Transparent Diode Configuration: Common Cathode Wavelength – Dominant (nm): 635–640 (Red) 565–575 (Green: Yellow) Operating Temperature (°C): -20 ~ +85 Illumination Color: Red, Green-Yellow Viewing Angle: 30° Lamp Holder Type: 5mm Round Head Power (mW): 50 Forward Voltage (Vf): 2.3V (Red) 2.4V (Green: Yellow) Mounting Type: Through Hole Compliance: RoHS	RGB LED • 5mm LED • Common Cathode LED • Indicator LED • Through Hole LED











Image	Part Number	Name	Category	Manufacturer	Description	Specification	Tags
	EDD-00003-B	RGB Multi-Color LED Module (Common Anode, 5mm)	ED - Electronic Device	Jameco ValuePro, Jameco ValuePro, Adafruit Industries	5mm high-brightness RGB LED with common anode configuration. Emits red, green, and blue light for color mixing and display applications. Ideal for indicators, Arduino projects, decorative lighting, and DIY electronics.	Manufacturer: Generic Model Type: Common Anode RGB LED Package: 5mm Round (Clear Lens) Color: Red, Green, Blue Configuration: Common Anode Brightness: High Current Consumption: Low Operating Voltage: 2.0–3.2V (per color) Forward Current (mA): 20 (per channel) Power Efficiency: High Luminous Output, Low Heat Material: Epoxy Resin, Gold Wire Leads Mounting Type: Through Hole Item Size: 5mm Shipping Weight: 0.001 kg Shipping Dimensions (L x W x H): 1 x 1 x 1 cm	RGB LED • 5mm LED • Indicator LED • Through Hole LED • Common Anode LED
	EDK-00004-A	Metal Film Resistor Assorted Kit (600 pcs, 30 Values)	ED - Electronic Device	Generic	Assorted kit of 600 metal film resistors with 30 different values, 20 pcs each. 1/4W, 1% tolerance resistors suitable for precise electronic, DIY, and educational projects.	Manufacturer: Generic Model Name: 600 pcs. Metal Film Resistor Assorted kit – 30 Kinds Power Rating: 1/4W Tolerance (%): 1 Material Type: Metal Film Package Type: Axial Lead Temperature Stability: High (Better than Carbon Film) Noise Level: Low Frequency Suitability: Suitable for RF and High-Frequency Applications Number of Values: 30 Total Quantity: 600 pcs Quantity per Value: 20 pcs Shipping Weight: 0.001 kg Shipping Dimensions (L x W x H): 1 x 1 x 1 cm	Ideal for prototyping • learning resistor color codes • testing • and circuit experiments.
	EDM-00001-A	Tactile Push Button Switch Round Key (12x12x7.3mm, 25PCS Kit)	ED - Electronic Device	OMRON, E-Switch	12x12x7.3mm tactile push button switches with momentary ON-OFF operation. Rated for 12V DC and 120mA with responsive tactile feedback. Includes 25 color-coded round keycaps and storage box for prototyping and DIY projects.	Item Type: Micro Switch Model: Tactile Push Button Switch Operation Mode: ON-OFF Contact Type: Momentary Current Rating: 120mA Operating Voltage: 12V DC Switch Type: Push Button Material: Metal and Plastic Mounting Type: Surface Mount Button Size (mm): 12x12x7.3 Operating Temperature (°C): -25 to +70 Lifespan: ~1000 Cycles Box Dimensions (mm): 127.1 x 68.3 x 21.9 Weight (g): 55 Shipping Weight: 0.06 kg Shipping Dimensions (L x W x H): 13 x 7 x 3 cm	Tactile Switch • Push Button • 12x12mm Switch • Momentary Switch • Arduino Button Kit
	EDM-00005-A	400 Pin Breadboard with T-Type GPIO Breakout & Cable	ED - Electronic Device	MWduino / Generic	Complete prototyping kit with 400-point solderless breadboard and T-type GPIO breakout module. Includes 40-pin flat ribbon cable for clean and organized Raspberry Pi GPIO access. Ideal for Raspberry Pi projects, circuit prototyping, and educational experimentation.	Item Type: Cable Model: GPIO Compatibility: Raspberry Pi 3 Model B/B+ T: Connector Dimensions (mm): 72 x 59 x 12 T: Connector Weight (g): 13 Pitch (mm): 2.54 Cable Length (cm): 20 (Flat Ribbon) No. of Pins: 40 Width of Cable (cm): 5.5 Additional Specs (mm): 84 x 55 x 8.5 (L x W x H) No. of Tie Points: 400 Weight (g): 40 Material: ABS Plastic Shipping Weight: 0.06 kg Shipping Dimensions (L x W x H): 10 x 7 x 7 cm	Breadboard 400 Point • GPIO Breakout Board • Raspberry Pi GPIO • T-Type Adapter • 40 Pin Ribbon Cable
	EDM-00005-B	Breadboard Mini	ED - Electronic Device	BusBoard Prototype, Twin Industries, Elegoo, SunFounder, Generic	Material: ABS Mini Solderless Breadboard Tie-point: 170 Completely reusable Colored coordinates for easy component placement Size: 45x34x9mm (1.771.34x0.35 inch) Color: Red, Black, White, Blue, Green	Item Type: Breadboard No. of Points: 170 Tie Points: 170 Material: ABS Mounting holes: M2 Length (mm): 48 Width (mm): 35 Height (mm): 9 Weight (g): 14	testing • Prototyping • Electronics • breadboard • mini breadboard • pcb • solderless
	EDM-00005-C	Full-size breadboard	ED - Electronic Device	BusBoard Prototype, Twin Industries, Elegoo, SunFounder, Generic	An MB102 830 Points Solderless Prototype PCB Breadboard High Quality is an invaluable tool for experimenting with circuit designs whether in the R&D or university lab. A MB102 830 Points Solderless Prototype PCB Breadboard High Quality is used to make up temporary circuits for testing or to try out an idea. No soldering is required so it is easy to change connections and replace components.	Item Type: Breadboard, Solderless Type No. of Points: 830 Material: ABS	testing • Prototyping • Electronics • breadboard • pcb • solderless • full size breadboard
	EDM-00009-A	PCB prototype board	ED - Electronic Device	Bud Industries, Twin Industries, BusBoard Prototype Systems, Keyestudio, Generic / OEM	High-quality 4x6 cm universal PCB prototype board designed for circuit prototyping and DIY electronics development. Manufactured using HASL surface finish and CNC-drilled through holes for reliable soldering and durability.	Item Type: PCB Prototype Board Dimensions: 4 x 6 cm Length: 60 mm Width: 40 mm Board Thickness: 1.6 mm Copper Thickness: 1–4 oz Minimum Hole Size: 0.3 mm Weight (Unit): 6 g Pack Quantity: 2 Pieces Shipping Weight: 0.01 kg Shipping Dimensions: 7 x 5 x 1 cm	Double-Sided PCB • 4x6 cm • FR4 • Prototype Board • 2.54mm Pitch • DIY Electronics

Image	Part Number	Name	Category	Manufacturer	Description	Specification	Tags
	<b>EDR-00002-10K0</b>	10K? Potentiometer (3-Pin, 15mm Shaft)	ED - Electronic Device	ED Series / Generic Compatible, Bourns, Alpha, Omega	10K&Omega; rotary potentiometer used for adjusting voltage, current, and signal levels in electronic circuits. Features smooth single-turn rotation with a durable 15mm shaft and through-hole mounting. Ideal for audio control, Arduino analog input, sensor calibration, and embedded system tuning.	Manufacturer: Generic Resistance (Ohm): 10K Tolerance (%): 20 Temperature Coefficient: ±100ppm/°C Operating Temperature (°C): -40 to 80 Mounting Type: Through Hole Shaft Type: 15mm Rotary Shaft Adjustment Type: Single Turn Length (mm): 20 Width (mm): 17 (Body Diameter) Height (mm): 24 Weight (g): 6 Shipping Weight: 0.001 kg Shipping Dimensions (L x W x H): 1 x 1 x 1 cm	10K Potentiometer • Rotary Pot • Variable Resistor • WH148 Potentiometer • 3-Pin Pot
	<b>EDS-00006-A</b>	IC NE 555 TEX Oscillator	ED - Electronic Device	Texas Instruments, STMicroelectronics, ON Semiconductor, NXP, Generic	The NE 555 P timer IC is a precision timing circuit capable of producing accurate time delays or oscillation. In the time-delay or monostable mode of operation, the timed interval is controlled by a single external resistor and capacitor network. In the astable mode of operation, the frequency and duty cycle can be controlled independently with two external resistors and a single external capacitor. The threshold and trigger levels normally are two-thirds and one-third, respectively, of VCC. These levels can be altered by the use of the control voltage terminal. When the trigger input falls below the trigger level, the flip-flop is set, and the output goes high. If the trigger input is above the trigger level and the threshold input is above the threshold level, the flip-flop is reset and the output is low.	Case/Package: PDIP 8 Min Supply Voltage: 4.5 Max. Supply Voltage (V): 16 Product Type: Timers & Support Products Processor Series: NE555 No. of Timers/Counters: 1 Operating Temperature (°C): 0 to 70 Dimensions (L x W x H) mm: 9.81 x 4.57 x 6.35 Mounting Type: Through Hole	Electronics • ne555 • timer ic • oscillator • pulse generator • ic • astable
	<b>EDT-00007-A</b>	Flex Sensor	ED - Electronic Device	Spectra Symbol, SparkFun, Adafruit, Interlink Electronics, Generic	A simple Flex Sensor 2.2? – Bend Sensor with a length of 2.2? which bends and flexes with a physical device. As the sensor is flex, the resistance across the sensor increases. A connector is 0.1? spaced and breadboard friendly. The flex sensor is a bend detecting sensor that has got numerous applications in Robotics, Gaming (Virtual Motion), Medical Devices, Computer Peripherals, Musical Instruments, Physical Therapy... The resistance of these sensors changes in accordance with the bend, which can be measured using any microcontroller.	Bend Resistance: minimum 20K Ohms ±30% (@ 180° pinch bend) Flat Resistance: 10K Ohms ±30% Flex length: 2.2 inch (5.6 cm) Power: 0.5 Watts continuous; 1 Watt Peak. Length: 7 cm	Electronics • flex sensor • bend sensor • sensor • analog • resistance • wearable